




Warmington

The future of fires



Tasman Series Fires | 46L



Robust, dependable and durable.

Tasman Fires are built in New Zealand for our unique conditions.

Available in Stainless steel and Black.

Features and Benefits:

- Large glass door for increased view of the fire.
- Estimated 17kw to heat an area of 170sq metres.
- Firebox constructed of 6mm steel.
- Large radiant cook top.
- Optional wetback and rural model available.



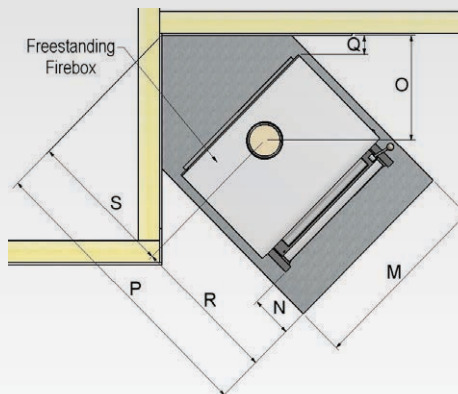


- If installed onto combustible surface, the fire requires an Ash Hearth Floor Protector as per AS/NZS 2918:2001.
- Use with tested with approved Warmington Flue system.

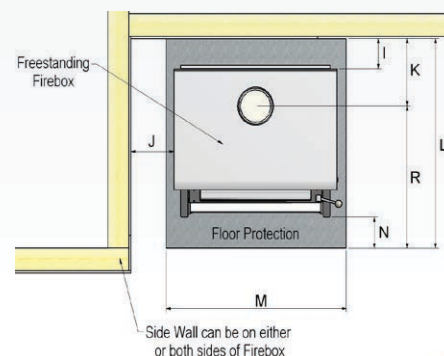
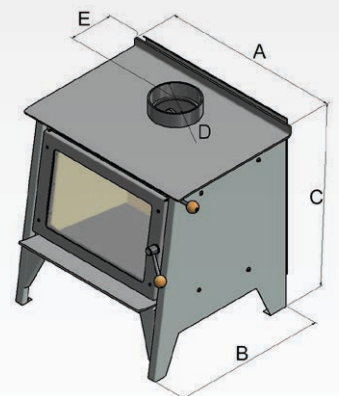
THE DETAILS BELOW ARE A GUIDE ONLY AND NOT TO BE USED FOR INSTALLATION:

Clearance to combustible in mm - with factory flue kit fitted.

Description		46L :1
To Wall Behind	I	150
To Wall Side	J	350
To Flue Centre	K	320
Hearth Depth	L	1000
Hearth Width	M	840
Hearth Projection*	N	300
To Flue Centre	O	503
Hearth Depth	P	1386
To Wall Side	Q	150
Hearth Projection**	R	680
To Flue Centre	S	712
* Measurement taken from front feet		
** Measurement taken from flue centre		



Description		46 L Fire
Cabinet Width	A	650
Cabinet Depth	B	555
Cabinet Height	C	675
Flue Diameter	D	150
To Flue Centre	E	177



Available from Authorised Agents Nationwide, or phone: 09 271 0891 for more information.

